



### District Report Card: 2017


<b>State:</b> Bihar	<b>District:</b> Saharsa
<b>Class:</b> 3	<b>Subject:</b> Language
<b>Schools:</b> 60	<b>Students:</b> 1347


### Participation/Coverage


#### Students

<div>GENDER</div> <div></div>	Boys		Girls	
	Number	%	Number	%
	644	47.81	703	52.19

<div>AREA</div> <div></div>	Rural		Urban	
	Number	%	Number	%
	1295	96.14	52	3.86

<div>CATEGORY</div> <div></div>	SC		ST		OBC		GEN	
	Number	%	Number	%	Number	%	Number	%
	336	24.94	3	0.22	927	68.82	81	6.01

<div>CWSN</div> <div></div>	LD	VI	HI	S&LD	ID	Oth
	0	0	2	2	1	22

<div>Management</div> <div></div>	Government		Government-aided	
	Number	%	Number	%
	1347	100.00	0	0.00

### Average Performance of Students in Language (%)

Overall	Gender		Area		Management		Social Group			
	Male	Female	Rural	Urban	Govt.	Aided	SC	ST	OBC	GEN
65.90	64.92	66.81	66.07	61.67	65.90	0.00	64.56	86.67	66.92	59.09

### Performance on Learning Outcomes (LOs)

Learning Outcomes	Description	Average Performance(%)
L304	Reads small texts with comprehension i.e., identifies main ideas, details, sequence and draws conclusions	66.62
L312	Reads printed scripts on the classroom walls: poems, posters, charts etc.	64.47

Range of Performance of Students who Answered Correctly							
Below 30%		30% - 50%		50% - 75%		Above 75%	
Number	%	Number	%	Number	%	Number	%
138	10.24	220	16.33	438	32.52	551	40.91

### Lowest Performing Learning Outcomes (LOs)

- 1 - Reads printed scripts on the classroom walls: poems, posters, charts etc. (64.47)
- 2 - Reads small texts with comprehension i.e., identifies main ideas, details, sequence and draws conclusions (66.62)